

CATALOGUE

Warehouse Equipment Products

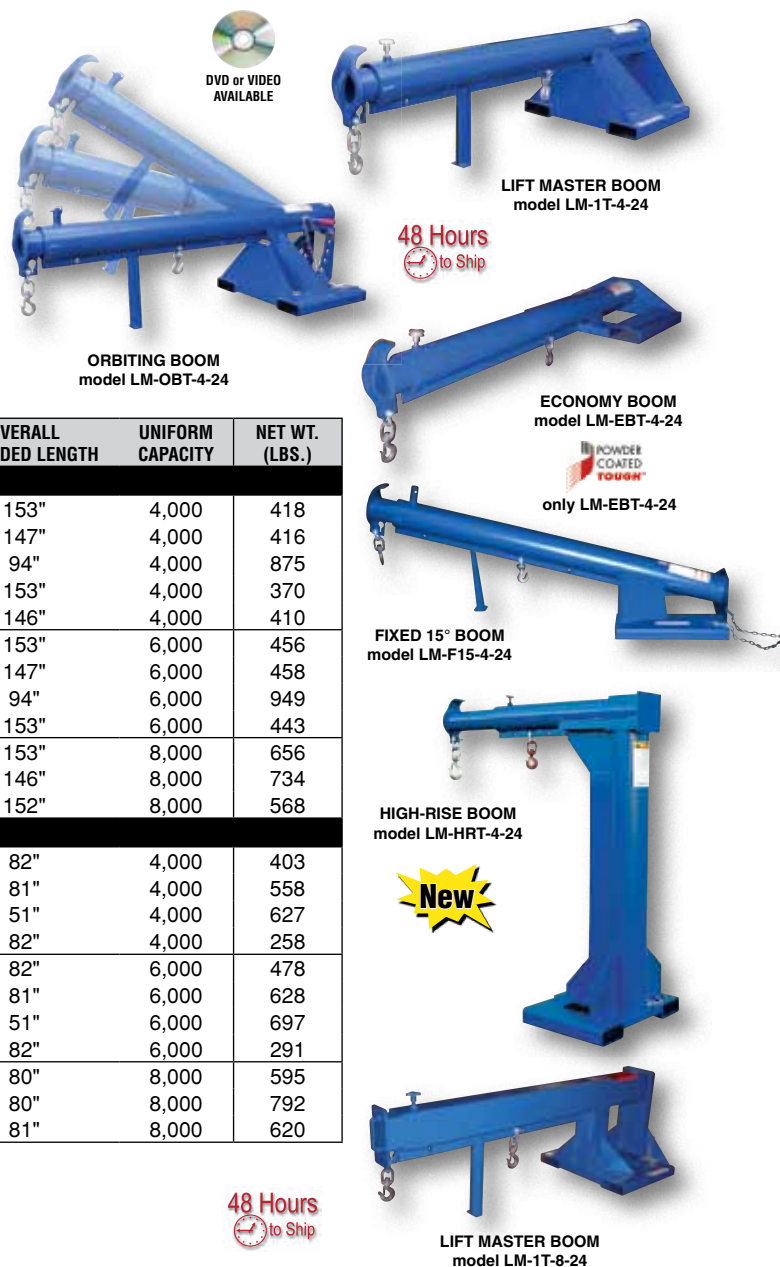


(604) 614-3530

www.fleetmanconsulting.com

Lift Master Booms

Unique performance, convenience, and safety features are built into every Lift Master Boom. Fabricated from structural steel with welding to meet AWS creates a rugged and durable boom that will provide long term service. Telescopic units come with an infinitely adjustable locking screw (except orbit booms which feature a locking detent). Fork pockets for 4,000 pound uniform capacity models measure 7½"W x 2½"H usable on 24" centers. Usable fork pockets are 7¼"W x 2¼"H for 6,000 and 8,000 pound uniform capacity models. Optional fork pocket centers available, contact factory. A safety restraint secures the boom to the fork truck for safe operation. Each unit includes two lifting hooks. Overall width is 32".



MODEL NUMBER	DESCRIPTION	OVERALL HEIGHT	OVERALL EXTENDED LENGTH	UNIFORM CAPACITY	NET WT. (LBS.)
TELESCOPING STYLE					
LM-1T-4-24	LIFT MASTER ONE	26"	153"	4,000	418
LM-OBT-4-24	ORBIT BOOM	28"	147"	4,000	416
LM-HRT-4-24	HIGH-RISE BOOM	80"	94"	4,000	875
LM-EBT-4-24	ECONOMY BOOM	13"	153"	4,000	370
LM-F15-4-24	FIXED 15 DEGREES	24"	146"	4,000	410
LM-1T-6-24	LIFT MASTER ONE	26"	153"	6,000	456
LM-OBT-6-24	ORBIT BOOM	28"	147"	6,000	458
LM-HRT-6-24	HIGH-RISE BOOM	80"	94"	6,000	949
LM-EBT-6-24	ECONOMY BOOM	13"	153"	6,000	443
LM-1T-8-24	LIFT MASTER ONE	27"	153"	8,000	656
LM-OBT-8-24	ORBIT BOOM	29"	146"	8,000	734
LM-EBT-8-24	ECONOMY BOOM	12"	152"	8,000	568
NON-TELESCOPING STYLE					
LM-1NT-4-24	LIFT MASTER BOOM	25"	82"	4,000	403
LM-OBNT-4-24	ORBIT BOOM	27"	81"	4,000	558
LM-HRNT-4-24	HIGH-RISE BOOM	79"	51"	4,000	627
LM-EBNT-4-24	ECONOMY BOOM	13"	82"	4,000	258
LM-1NT-6-24	LIFT MASTER ONE	25"	82"	6,000	478
LM-OBNT-6-24	ORBIT BOOM	27"	81"	6,000	628
LM-HRNT-6-24	HIGH-RISE BOOM	79"	51"	6,000	697
LM-EBNT-6-24	ECONOMY BOOM	13"	82"	6,000	291
LM-1NT-8-24	LIFT MASTER ONE	24"	80"	8,000	595
LM-OBNT-8-24	ORBIT BOOM	26"	80"	8,000	792
LM-EBNT-8-24	ECONOMY BOOM	12"	81"	8,000	620

LARGER FORK POCKETS 8¼"W x 4¼"H (inside dimensions), model LM-FP

Shorty Lift Master Booms


Short boom length is ideal for tight areas. Choose either telescoping or non-telescoping design. Includes built-in fork pockets and safety restraint. Overall width is 32". Steel construction.


MODEL NUMBER	DESCRIPTION	OVERALL HEIGHT	OVERALL LENGTH	UNIFORM CAPACITY	NET WT. (LBS.)
LMS-EBT-46-4	TELESCOPING	13"	53⅞" to 94⅜"	4,000	248
LMS-EBT-46-6	TELESCOPING	13"	53⅞" to 94⅜"	6,000	280
LMS-EBT-46-8	TELESCOPING	12"	52½" to 93"	8,000	430
LMS-EBNT-40-4	NON-TELESCOPING	13"	50⅞"	4,000	190
LMS-EBNT-40-6	NON-TELESCOPING	13"	50⅞"	6,000	230
LMS-EBNT-40-8	NON-TELESCOPING	12"	49½"	8,000	380

Hook Plates

Hook Plates enable any fork truck to safely lift a load using chains, cables, or slings. Features slanted fork openings measuring 6¼" wide by 1¾" high to prevent the hook plate from being used upside down. A hook with anchor shackle is included.

MODEL NUMBER	HOOK TYPE	HEIGHT W/O HOOK	OVERALL WIDTH	UNIFORM CAPACITY	NET WT. (LBS.)
LM-HP4-S	SWIVEL	6"	24"	4,000	26
LM-HP4-R	RIGID	6"	24"	4,000	26
LM-HP6-S	SWIVEL	6"	24"	6,000	27
LM-HP6-R	RIGID	6"	24"	6,000	27



SINGLE FORK
series S-FORK48 Hours
to ShipDOUBLE FORK
series D-FORK**New**SINGLE FORK
AUTO-TENSION
series S-FORK-4-ATFORK TRUCK BASE
series HOOK-BASE
(shown with optional
Rigid Hook)POWDER
COATED
TOUGHFORK TRUCK BASE
series HOOK-BASE
(shown with optional
Pintle Hook & Tow Ball)48 Hours
to ShipPINTLE HOOK
model PINTLETOW BALLS
series BALL48 Hours
to ShipSWIVEL HOOK
WITH SHACKLE
series HOOK

Hoisting Hooks

Convert your fork truck into a hook with anchor in a matter of seconds. The easy to attach Hoisting Hook does not require the assistance of special tools. Secured to the fork truck by means of a 36" long safety restraint and screw clamps. Available in single or double fork design. Units are zinc plated. Hook with shackle included. Model S-FORK-4-AT, Auto-Tension Hoisting Hook, offers a unique design and adds tension as weight is added.

MODEL NUMBER	DESCRIPTION HOOK TYPE	USABLE FORK POCKET SIZE (W x H)	UNIFORM CAPACITY	NET WT. (LBS.)
S-FORK-4/6-R	SINGLE FORK/RIGID	6" x 2 1/4"	4,000	15
S-FORK-4/6-S	SINGLE/SWIVEL	6" x 2 1/4"	4,000	15
D-FORK-4-R	DOUBLE/RIGID	6 13/16" x 2 1/2"	4,000	41
D-FORK-4-S	DOUBLE/SWIVEL	6 13/16" x 2 1/2"	4,000	41
D-FORK-10-S	DOUBLE/SWIVEL	6 13/16" x 3 1/2"	10,000	46
S-FORK-4-AT	SWIVEL, SINGLE AUTO-TENSION	5 1/2" x 1 7/8"	4,000	16

Fork Truck Bases with Optional Tow Balls & Pintle Hook

Convert your fork truck into a tow truck for moving trailers and other portable equipment. Simple design slides onto forks and secures into place with safety pins. Welded steel construction with powder coat blue finish. 5" x 2" usable fork pockets. Optional pintle hook, tow balls, and lifting hooks (see below) available. Bolt on design.

MODEL NUMBER	DESCRIPTION	FORK LENGTH	LENGTH TO CENTER OF BALL	UNIFORM CAPACITY	NET WT. (LBS.)
HOOK-BASE-32	FORK BASE	36"	32"	4,000	84
HOOK-BASE-38	FORK BASE	42"	38"	4,000	100
HOOK-BASE-44	FORK BASE	48"	44"	4,000	118
MODEL NUMBER	DESCRIPTION	BALL DIAMETER	SHANK DIAMETER	UNIFORM CAPACITY	NET WT. (LBS.)
BALL-178	TOW BALL	1 7/8"	1"	2,000	3
BALL-200	TOW BALL	2"	1"	5,000	3
BALL-2516	TOW BALL	2 5/16"	1"	5,000	4
MODEL NUMBER	DESCRIPTION	JAW OPENING	UNIFORM VERTICAL CAPACITY	UNIFORM TRAILER CAPACITY (LBS.)	NET WT. (LBS.)
PINTLE	PINTLE HOOK	1 3/4"	2,000	10,000	12

Hooks with Shackle

Easily connects to Hoisting Hooks, Hook Plates or Booms. Available in swivel or rigid styles. Variety of capacities available. Forged steel construction.

MODEL NUMBER	DESCRIPTION	UNIFORM CAPACITY (LBS)	NET WT. (LBS.)
HOOK-S-4	SWIVEL HOOK WITH CLEVIS	4,000	4
HOOK-S-6	SWIVEL HOOK WITH CLEVIS	6,000	7
HOOK-S-10	SWIVEL HOOK WITH CLEVIS	10,000	9
HOOK-R-4	RIGID GRAB HOOK WITH CLEVIS	4,000	4

Fork Truck Floor Scraper

Designed to turn your fork truck into a floor scraper. Works well in paint and finish rooms for removing over sprayed paint from floors. Simply slide fork into opening and attach safety restraint to carriage for safety. Features hardened scraping blade for long life and durability. Blade is mounted in pivot assembly to allow it to raise up with contact against a crack or rise in the floor. Heavy-duty welded steel construction. Painted finish.

MODEL NUMBER	BLADE WIDTH	OVERALL SIZE (W x L x H)	USABLE FORK OPENING (W x H)	NET WT. (LBS.)
SCRAPE-1	12"	13" x 36" x 8"	9 1/4" x 3 1/4"	145

Hanging Magnetic Sweepers

Simply hang it from your vehicle and sweep your entire road or parking lot clean of tire damaging material. Constructed with heavy gauge steel and aluminum. Each unit contains powerful ceramic magnets that are protected by an aluminum shell. Comes completely assembled. Includes eyebolts for hanging from a vehicle and pockets for fork truck use.

MODEL NUMBER	DESCRIPTION	GROUND CLEARANCE	SWEEP WIDTH	OVERALL WIDTH	NET WT. (LBS.)
HMS-36	LOAD RELEASE	1 1/2" to 3 3/4"	36"	36"	38
HMS-48	LOAD RELEASE	1 1/2" to 3 3/4"	48"	48"	48
HMS-60	LOAD RELEASE	1 1/2" to 3 3/4"	60"	60"	62

Fork Truck Mounted Brush Sweepers

Fork Truck Brush Sweepers are ideal for interior and exterior commercial sweeping. Great for cleanup applications; docks, warehouses, and parking lots. Lightweight aluminum body with polypropylene bristles. Red powder coat finish. Attach unit by sliding forks into pockets and securing with locking screws. Optional Dust Mop attaches to sweep fine material on polished floors. Fits both 48" and 60" sweeping width.

MODEL NUMBER	OVERALL SIZE (W x D x H)	FORK POCKET (W x D x H)	SWEEPING WIDTH	BRISTLE LENGTH	NET WT. (LBS.)
VSWP-48	48" x 9" x 12"	5" x 7¼" x 2"	48"	8"	44
VSWP-60	60" x 9" x 12"	5" x 7¼" x 2"	60"	8"	51
VSWP-48-RB	48" REPLACEMENT BRUSH KIT (5 ROWS TO A KIT)				18
VSWP-60-RB	60" REPLACEMENT BRUSH KIT (5 ROWS TO A KIT)				20
VSWP-60-DM	OPTIONAL DUST MOP ATTACHMENT				10



Coil Rams/Lifters

The Coil Lifter is used to easily maneuver many types of coiled material. The Coil Lifters are available in both class II carriage mount and fork mount. To accommodate multiple core sizes and capacities, units can be ordered with either a 4½" or 5-9/16" diameter ram pole. Sturdy steel construction and painted blue. Fork mounted units feature 7½" wide x 2½" tall (usable) fork pockets. Carriage mounted units are class II with a spring loaded lock pin to secure the unit to fork truck carriage.

MODEL NUMBER	LENGTH	POLE DIAMETER	CARRIAGE CLASS	UNIFORM CAPACITY	NET WT. (LBS.)
FORK MOUNTED - INVERTED					
CCF-24-4	24"	4½"	N/A	3,000	265
CCF-36-4	36"	4½"	N/A	3,000	275
CCF-48-4	48"	4½"	N/A	3,000	290
CCF-60-4	60"	4½"	N/A	3,000	305
CCF-24-5	24"	5⁹/₁₆"	N/A	5,500	300
CCF-36-5	36"	5⁹/₁₆"	N/A	5,500	315
CCF-48-5	48"	5⁹/₁₆"	N/A	5,500	325
CCF-60-5	60"	5⁹/₁₆"	N/A	5,500	345
CARRIAGE MOUNTED - CLASS II					
CCM-24-4	24"	4½"	2	3,000	150
CCM-36-4	36"	4½"	2	3,000	160
CCM-48-4	48"	4½"	2	3,000	175
CCM-60-4	60"	4½"	2	3,000	190
CCM-24-5	24"	5⁹/₁₆"	2	5,500	185
CCM-36-5	36"	5⁹/₁₆"	2	5,500	200
CCM-48-5	48"	5⁹/₁₆"	2	5,500	217
CCM-60-5	60"	5⁹/₁₆"	2	5,500	230



FORK MOUNTED - INVERTED series CCF



CARRIAGE MOUNTED series CCM

Rug Rams/Carpet Poles

Transport rolls of carpet with our sturdy Rug Rams/Carpet Poles. Available in either carriage or fork mounted styles. 2¾" diameter high strength, rotatable, replaceable pole has tapered tip. All units are made of steel construction and painted blue.


Fork Mounted Rug Rams feature 7½" wide by 2½" high usable fork pockets on 24" centers. Safety restraint is included to secure unit to fork truck.

Carriage Mounted Rug Rams are available in class II or III and feature a spring loaded locking pin to secure them to the carriage.

MODEL NUMBER	POLE LENGTH	POLE DIAMETER	CARRIAGE CLASS	UNIFORM CAPACITY	NET WT. (LBS.)
FORK MOUNTED - INVERTED					
CRP-108	108"	2¾"	N/A	2,500	526
CRP-120	120"	2¾"	N/A	2,200	550
CRP-144	144"	2¾"	N/A	1,800	570
FORK MOUNTED					
CRF-108	108"	2¾"	N/A	2,500	500
CRF-120	120"	2¾"	N/A	2,200	525
CRF-144	144"	2¾"	N/A	1,800	545
CARRIAGE MOUNTED - CLASS II					
CR-108-2	108"	2¾"	2	2,500	397
CR-120-2	120"	2¾"	2	2,200	421
CR-144-2	144"	2¾"	2	1,800	478
CARRIAGE MOUNTED - CLASS III					
CR-108-3	108"	2¾"	3	2,500	402
CR-120-3	120"	2¾"	3	2,200	428
CR-144-3	144"	2¾"	3	1,800	490

CUSTOM SIZES AVAILABLE, CONTACT FACTORY


48 Hours
to Ship



FORK MOUNTED - INVERTED series CRP



FORK MOUNTED series CRF



CARRIAGE MOUNTED series CR



Fork Extensions

Provide the extra support needed to lift long or large objects with a fork truck. Welded steel construction with cast steel tips. Steel retaining strap (loop style*) prevents fork extensions from sliding off forks during use. Powder coat yellow finish. OSHA regulations require that extensions are no more than 150% of the existing fork length. (e.g. 48" existing forks, the fork extension should not exceed 72"). Maximum uniform capacity is 4,000 lbs. evenly distributed per pair.



48 Hours
to Ship

POWDER
COATED
TOUGH




STANDARD LOOP STYLE



PIN STYLE • Suffix P
ADD \$61.00 LIST



REAR SPACER • Suffix RS
ADD \$56.00 LIST



HOT DIPPED GALVANIZED FINISH SHOWN.
OTHER SPECIALTY FINISHES AVAILABLE,
CONTACT FACTORY.

Loop Style: Insert loop at the tip of the fork and slide it up at a 45° angle. Then, lay it down over the existing fork.

Pin Style (suffix P): Remove pin and lay extension over fork or drive fork truck into the extension.

Re-insert the pin behind the heel of the fork to secure extension.

Rear Spacer (suffix RS): Insert the loop at the tip of the fork and slide it up at a 45° angle. Then, lay it down over the existing forks. Load pallets into rear of trailer conveniently and easily. Practical for pushing pallets two or three deep into a trailer.

MODEL NUMBER	ACCOMMODATES FORK WIDTH	FORK EXTENSION INSIDE WIDTH	LENGTH	MAXIMUM FORK THICKNESS	NET WT. PAIR (LBS.)
FE-4-48	4"	4½"	48"	2"	101
FE-4-54	4"	4½"	54"	2"	109
FE-4-63	4"	4½"	63"	2"	125
FE-4-72	4"	4½"	72"	2"	135
FE-4-84	4"	4½"	84"	2"	157
FE-4-90	4"	4½"	90"	2"	163
FE-4-96	4"	4½"	96"	2"	173
FE-4-108-P	4"	4½"	108"	2"	200
FE-4-120-P	4"	4½"	120"	2"	224
FE-5-48	5"	5½"	48"	2"	112
FE-5-54	5"	5½"	54"	2"	126
FE-5-63	5"	5½"	63"	2"	151
FE-5-72	5"	5½"	72"	2"	155
FE-5-84	5"	5½"	84"	2"	189
FE-5-90	5"	5½"	90"	2"	195
FE-5-96	5"	5½"	96"	2"	201
FE-5-108-P	5"	5½"	108"	2"	225
FE-5-120-P	5"	5½"	120"	2"	256
FE-6-48	6"	6½"	48"	2½"	121
FE-6-54	6"	6½"	54"	2½"	146
FE-6-63	6"	6½"	63"	2½"	165
FE-6-72	6"	6½"	72"	2½"	166
FE-6-84	6"	6½"	84"	2½"	199
FE-6-90	6"	6½"	90"	2½"	202
FE-6-96	6"	6½"	96"	2½"	210
FE-6-108-P	6"	6½"	108"	2½"	225
FE-6-120-P	6"	6½"	120"	2½"	275

SUFFIX "P" FEATURES A PIN LOCK


Round or Triangular Fork Extensions

Ideal for moving around large rolls of material. Available in round or triangular style. Powder coat yellow finish. To install, insert loop at the tip of the fork and slide it up at a 45° angle. Then, lay it down over the fork. OSHA regulations require that extensions do not exceed the length of the fork by more than 150%.

MODEL NUMBER	ACCOMMODATES FORK WIDTH	FORK EXTENSION INSIDE WIDTH	LENGTH	MAX. FORK THICKNESS	NET WT. PAIR (LBS.)
ROUND EXTENSIONS					
FE-4-54-R	4"	4½"	54"	2"	140
FE-4-63-R	4"	4½"	63"	2"	162
FE-5-54-R	5"	5½"	54"	2"	166
FE-5-63-R	5"	5½"	63"	2"	185
TRIANGULAR EXTENSIONS					
FE-4-54-T	4"	4½"	54"	2"	146
FE-4-63-T	4"	4½"	63"	2"	162
FE-5-54-T	5"	5½"	54"	2"	166
FE-5-63-T	5"	5½"	63"	2"	185



TRIANGULAR STYLE
Suffix T



ROUND STYLE
Suffix R



48 Hours
to Ship

Fork Truck Carriage Bumper

Protect loads from potential damage with our Fork Truck Carriage Bumper. Simply bolt to forklift class II carriage with included hardware.

MODEL NUMBER	DESCRIPTION	BUMPER SIZE (W x H)	NET WT. (POUNDS)
FCB-818	FORK TRUCK CARRIAGE BUMPER	8" x 18"	28

Polyethylene Fork Blade Protectors

Prevent damage to packages and skids from sharp edges of fork truck forks with our blunt end Fork Blade Protectors. Hide unsightly scratches and gouges on your forks as well. Constructed from lightweight 100% polyethylene material. Simply slide over forks. Held in place with steel cable.

MODEL NUMBER	ACCOMMODATES FORK WIDTH	WIDTH	LENGTH	MAXIMUM FORK THICKNESS	NET WT./PAIR (POUNDS)
VFP-42	4"	4½"	42"	2"	6
VFP-48	4"	4½"	48"	2"	6
VFP-42-GRN	4"	4½"	42"	2"	6
VFP-48-GRN	4"	4½"	48"	2"	6



BEFORE



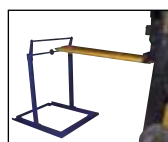
AFTER

Fork Extension Storage Rack

Install or remove fork extensions without lifting, pushing, or getting off the fork truck. Easy to use: A) Drive in so tips of forks are over elevated bar. B) Lower forks until they nest in channel in base of rack. C) Back fork truck out of fork retraining straps. Fork extensions not included.

MODEL NUMBER	OVERALL SIZE (W x D x H)	MINIMUM FORK EXTENSION LENGTH	NET WT. (POUNDS)
FORK-R-54	40" x 46" x 54"	60"	135

48 Hours
to Ship



Fork Truck Fork Caddy

Transport fork truck forks easily and safely. This caddy allows the user to easily remove and install forks onto a fork truck. This is usually a dangerous and time consuming process, but our fork caddy makes this a breeze.

After transporting the fork to the fork truck, rotate the handle 90°. Slide the fork onto the mast. The Fork Caddy has easy-grip handles and rolls smoothly on two swivel casters. A locking screw secures the fork into the caddy to keep it in place while transporting. The comfort-grip handle pivots up to 180° to allow for easier mobility. The Fork Caddy is lightweight and small enough for easy storage as well.

MODEL NUMBER	USABLE SIZE (W x H)	CASTERS	UNIFORM CAPACITY (LBS)	NET WT. (LBS.)
FC-29	7½" x 2½"	3" x 1" SWIVEL	2,000	29



48 Hours
to Ship



POWDER
COATED
TOUGH

Forged Steel Forks

Change your current fork length or buy an extra pair of forks for an emergency with our Forged Steel Forks. Forks are 4" wide each. Designed for class II carriage mounting and includes lock pin. Meets I.T.A. standards.

MODEL NUMBER	LENGTH (INCHES)	THICKNESS (INCHES)	UNIFORM CAPACITY (LBS.)	NET WT./PAIR (POUNDS)
F4-1.25-36	36	1¼	3,000	191
F4-1.25-48	48	1¼	3,000	222
F4-1.50-36	36	1½	4,000	224
F4-1.50-42	42	1½	4,000	249
F4-1.50-48	48	1½	4,000	268
F4-1.50-60	60	1½	4,000	308
F4-1.75-36	36	1¾	5,000	251
F4-1.75-42	42	1¾	5,000	277
F4-1.75-48	48	1¾	5,000	299
F4-1.75-60	60	1¾	5,000	392


48 Hours
to Ship




Pallet Canopy

Unload pallets in the rain, snow, or sleet. The Pallet Canopy will keep your incoming or outgoing products in great condition. The all steel roof measures 50" wide by 60" long. The clearance between the forks and the canopy is 51". Individual fork width is 6". The canopy slides onto forks of a fork truck and is secured with a safety restraint.

MODEL NUMBER	OVERALL SIZE (W x L x H)	FORK SIZE (W x L)	UNIFORM CAPACITY (LBS)	NET WT. (POUNDS)
CANOPY-5060	50" x 60" x 63"	30" x 60"	4,000	275





New

Fork Truck Snow Plow

Unique design attaches to fork truck forks. Pass through fork tubes keep weight back towards fork truck mast. Locking pins secure snow plow to forks for safety. Manual pivot mechanism for angled plowing on both sides. Floating pads allow for adjustment of plowing height. Adjustable springs allow blade to pivot back for safety. Steel construction with painted finish.




MODEL NUMBER	DESCRIPTION	NET WT. (POUNDS)
SPB-N-72	FORK TRUCK SNOW PLOW WITH 72" WIDE BLADE	530
SPB-N-WT	OPTIONAL WEIGHT FOR BETTER PLOWING PERFORMANCE	45

Fork Mounted Snow Plow Blades

Designed for use with your fork truck, these Snow Plow Blades are multifunctional to work with your existing equipment. No more waiting for daytime snow removal. Simply place the snow blade onto your fork truck and away you go! Installation is as easy as sliding the forks into the fork pockets and securing them to the fork carriage. Prevent damage from obstacles and uneven surfaces with trip springs. Easy angling and backgrade capabilities for optimal performance. Constructed of 5/16" rollplate with steel ribs on back. The blade edge is 5/8" x 6" hardened steel. Optional counterbalance shipped empty.



MODEL NUMBER	OVERALL PLOW WIDTH	PLOW WIDTH AT 24° ANGLE	PLOW WIDTH AT 47° ANGLE	MAXIMUM FORK WIDTH x LENGTH	NET WT. (POUNDS)
SPB-548	6 FEET	66"	48"	5½" x 48"	561
SPB-748	6 FEET	66"	48"	7½" x 48"	572
SPB-556	7 FEET	76"	56"	5½" x 48"	585
SPB-756	7 FEET	76"	56"	7½" x 48"	594
SPB-CB	COUNTERBALANCE (estimated weight filled 500 lbs.)				40



New

48 Hours to Ship

POWDER COATED TOUGH



Fork Mounted Front Loader

The Front Loader is engineered for use with your existing fork truck. "Dust Pan" design is ideal for transporting snow, gravel, sand, or refuse. Pull release cable to dump contents of scoop. Attaches quickly and easily to most fork trucks. Beveled front edge for better scooping ability. The usable fork pockets measure 7½" wide by 2½" high on 24" centers. All welded steel construction with durable powder coat finish.

MODEL NUMBER	OVERALL SIZE (W x D x H)	UNIFORM CAPACITY	DUMP ANGLE	CUBIC YD. CAPACITY	NET WT. (POUNDS)
FL-4000-N	48" x 63½" x 22¼"	4,000	90°	1	470
FL-4000	69¾" x 63½" x 22¼"	4,000	90°	1⅓	552
FL-LEKP	WELDED LEAK PROOF OPTION				5

Material Spreaders

Tough thermoplastic hopper spreads material up to 25 feet wide (fixed). Hitch mount standard.

SPREAD-2 is a multi-purpose spreader with a welded steel material auger for free flowing material; rock salt. Includes a 2" receiver tube. 12 volt DC motor.

SPREAD-3 is an accurate flow spreader with precision material gate system for free flowing fine material; ice melters, fertilizers, seed, insecticides, and pellets. Includes 2" receiver, complete wiring, and on/off switch. 12 volt DC motor. 10" steel spinner with steel spring agitator. Adjustable metering gate with positive stop for quick return to original calibration setting.



model SPREAD-2



model SPREAD-3

Shown with optional Fork Mount Attachment


MODEL NUMBER	SPREADING WIDTH	OVERALL SIZE (W x D x H)	UNIFORM CUBIC FT. CAPACITY	UNIFORM CAPACITY	NET WT. (LBS.)
SPREAD-2	25'	30½" x 21" x 29"	2.7	180	60
SPREAD-3	25'	30½" x 21" x 29"	2.7	180	60
SPREAD-FT	OPTIONAL FORK MOUNT ATTACHMENT (8"W x 2¼"H USABLE FORK POCKETS)				10

Battery Powered Dump Trash Can Dumper and Container

24V DC POWER STANDARD

One person with a fork truck can safely and easily dump drums into a hopper. DC powered operation with on-board battery charger. Raise time is 10 seconds and lowered time is 8 seconds. Dump height is 55". Strobe and beeper standard. A 2 cubic yard Vestil "D" style hopper is available separately to collect trash. Custom configurations can be made for most trash containers.

MODEL NUMBER	DESCRIPTION	OVERALL SIZE (W x L x H)	UNIFORM CAPACITY (LBS)	NET WT. (POUNDS)
T-HOP	DUMPER	37" x 103½" x 60"	400	500
D-200-LD	HOPPER	56½" x 61" x 52"	2,000	725



Fork Truck Mounted Trash Can Dumper

Save time and reduce work-related injuries caused by lifting and dumping heavy waste containers. This innovative product will allow a fork truck driver to lift and dump refuse containers weighing up to 1,000 lbs. without ever leaving the seat of the fork truck! Secure dumper to fork truck with safety chain and run cable to driver's seat. Align trash can with dumper and lock into place. Once locked in place, transport trash can to refuse container, align, and pull chain to dump refuse container contents. Only for use with 64 gallon trash can, series TH-64 or approved equal. Fork pockets are 2¼" high by 7¼" wide usable. Steel construction for years of dependable use.

MODEL NUMBER	DESCRIPTION	OVERALL SIZE (W x L x H)	UNIFORM CAPACITY (LBS)	NET WT. (POUNDS)
FM-T-DUMP	DUMPER	41" x 42" x 43"	1,000 lbs.	234
TH-64-GY	TRASH CAN	23" x 29" x 41"	64 gal.	26



Trash Can Dumper

Lift, carry, and dump trash cans without leaving the seat of your fork truck. Simple design does not have any moving parts. Includes sloped guides to center container as it rotates. Adjustable pick-up hooks adjust from 12" to 16". Fork pockets measure 4¾" wide x 2" high on 31¾" centers. Welded steel construction is powder coated blue. Additional trash cans available on page 56.

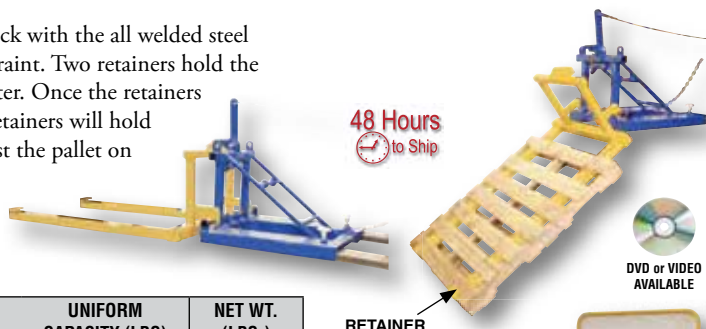
MODEL NUMBER	DESCRIPTION	OVERALL SIZE (W x L x H)	UNIFORM CAPACITY (LBS)	NET WT. (POUNDS)
TCD-FM-E	DUMPER	36½" x 58½" x 7½"	500 lbs.	120
TH-64-GY	TRASH CAN	23" x 29" x 41"	64 gal.	26



Pallet Dumper/Retainer

Dump loaded pallets easily without leaving the seat of your fork truck with the all welded steel Pallet Dumper. Unit slides onto forks and is secured by a safety restraint. Two retainers hold the pallet in place while dumping the contents into a hopper or dumpster. Once the retainers have cleared the opposite end of the pallet, raise the forks and the retainers will hold the pallet on the forks. Lift the pallet to the dumping height and rest the pallet on the edge of the dumpster. Pull the chain, releasing the fork carriage, allowing the pallet to tilt and dump the load into the hopper or dumpster. When finished, simply lower to the ground until the carriage latches.

MODEL NUMBER	FORK POCKETS (W x H)	FORK LENGTH	OVERALL WIDTH	UNIFORM CAPACITY (LBS)	NET WT. (LBS.)
PAL-D/R	7½" x 2½"	52"	32"	2,000	300



Loading Platform for Fork Truck

Allows fork trucks to load/unload items into trucks and trailers. Usable platform size 54" x 54". Maximum uniform weight capacity is 2,000 lbs. (dependent on fork truck capacity). Includes 12" lip to help with transition. Side guard toeboards are 6" high. Fork truck fork pockets are 7½"W x 2½"H usable. Four tie-down rings are included for securing equipment (tie downs not included). Checker plate floor for extra traction. Steel construction with blue painted finish.

MODEL NUMBER	DESCRIPTION	NET WT. (POUNDS)
FTLP-5454	FORK TRUCK LOADING PLATFORM	300
FTLP-5454-HR*	FORK TRUCK LOADING PLATFORM W/OPTIONS	410

*FEATURES HANDRAIL ON TWO SIDES, BACK MESH SCREEN & CHAINS





SINGLE SIDE DOOR ENTRY
series WP

48 Hours
to Ship



DVD or VIDEO
AVAILABLE



DUAL SIDE DOOR ENTRY
16" Wide Doors
series WP-DD



PIN STYLE TINE LOCK
IS STANDARD



48 Hours
to Ship



48 Hours
to Ship

Work Platforms

Convenient fork truck work platforms quickly and safely raise maintenance personnel where they are needed. Attaches to fork truck by inserting forks into fork pockets and securing platform to fork truck. Tine lock must be engaged to secure platform to forks. 42" high handrail with 21" high mid-rail on three sides. 60" high expanded metal backing on fourth side (84" high backing to meet California OSHA specifications on models with suffix -84B). Includes checker floor plate platform and 36" long strap with hook to attach platform to fork truck. The usable fork pockets are 7 $\frac{3}{4}$ "W x 3 $\frac{3}{8}$ "H in rear and 7 $\frac{3}{4}$ "W x 1 $\frac{7}{8}$ "H in front. A maximum of two people can be in the work platform at one time. Uniform weight capacity is 1,000 lbs. evenly distributed. Welded steel construction. Powder coat finish. The Full Featured units include an Emergency Stop Button Kit and Web Lanyard with Safety Harness.

MODEL NUMBER	PLATFORM SIZE (W x L)	FORK POCKET CENTERS	EXPANDED METAL BACK HEIGHT	NET WT. (POUNDS)
SINGLE SIDE DOOR ENTRY				
WP-3636	36" x 36"	16"	60"	200
WP-3648	36" x 48"	16"	60"	230
WP-4848	48" x 48"	24"	60"	260
WP-4848-FF (FULL FEATURED)	48" x 48"	24"	60"	295
WP-3636-84B	36" x 36"	16"	84"	246
WP-3648-84B	36" x 48"	16"	84"	259
WP-4848-84B	48" x 48"	24"	84"	300
WP-4848-84B-FF (FULL FEATURED)	48" x 48"	24"	84"	316
DUAL SIDE DOOR ENTRY				
WP-3636-DD	36" x 36"	16"	60"	234
WP-3648-DD	36" x 48"	16"	60"	247
WP-4848-DD	48" x 48"	24"	60"	288
WP-4848-DD-FF (FULL FEATURED)	48" x 48"	24"	60"	304
WP-3636-84B-DD	36" x 36"	16"	84"	246
WP-3648-84B-DD	36" x 48"	16"	84"	259
WP-4848-84B-DD	48" x 48"	24"	84"	300
WP-4848-84B-DD-FF (FULL FEATURED)	48" x 48"	24"	84"	316

SEE THE FOLLOWING PAGE FOR OPTIONS

Stockpicker Work Platform

Elevate personnel and pallets to overhead racks and shelving for safe and convenient access. Accommodates one person and a 42" long pallet. Attaches to fork truck by inserting forks into fork pockets and securing platform to fork truck. Pin style tine lock standard. 42" high handrail with 21" high mid-rail on two sides. 60" high expanded metal backing on fourth side (84" high backing to meet California OSHA specifications). Includes checker floor plate platform and 36" long chain with hook to attach platform to fork truck. Usable fork pocket size is 7 $\frac{1}{2}$ "W x 2 $\frac{1}{2}$ "H. Welded steel construction. Powder coat finish.

MODEL NUMBER	PLATFORM SIZE (W x L)	FORK POCKET CENTER	EXPANDED METAL BACK	UNIFORM CAPACITY	NET WT. (POUNDS)
SP-175	30" x 20"	22 $\frac{1}{4}$ "	60"	4,000	185
SP-175-84B	30" x 20"	22 $\frac{1}{4}$ "	84"	4,000	190

SEE THE FOLLOWING PAGE FOR OPTIONS

Fold Down Work Platform

Elevate personnel to overhead racks and shelving for safe and convenient access. When not in use, unit can be folded down and moved out of the way by just one person. Unit stores conveniently in a 4" deep bottom base, with an overall height of 11 $\frac{5}{8}$ ". Handrail is 38" high with 23 $\frac{1}{2}$ " high mid-rail on three sides. 60" high expanded metal backing on fourth side (84" high backing to meet California OSHA specifications on models with suffix -84B). Includes checker floor plate platform, tine lock, and a safety restraint to attach platform to fork truck. Usable fork pockets measure 7 $\frac{7}{8}$ "W x 3 $\frac{3}{8}$ "H on 27 $\frac{3}{4}$ " centers. The overall size of the unit is 38"W x 38"L x 81 $\frac{1}{2}$ "H. Folded size is 38"W x 38"L x 11 $\frac{5}{8}$ "H. Powder coat yellow finish. Steel construction.

MODEL NUMBER	PLATFORM SIZE (W x L)	FORK POCKET CENTER	EXPANDED METAL BACK	UNIFORM CAPACITY	NET WT. (POUNDS)
WP-3737-FD	37" x 37"	27 $\frac{3}{4}$ "	81 $\frac{1}{2}$ "	600 LBS.	175
WP-3737-FD-84B	37" x 37"	27 $\frac{3}{4}$ "	89"	600 LBS.	195

OPTIONAL 4" x 2" CASTERS (2 RIGID & 2 SWIVEL), model WP-CAFD

Work Platform Options




4" x 1 1/4" Poly Casters, model WP-CA, allows you to move unit without the use of a fork truck.



Emergency Stop Button Kit, model WP-SB, allows the operator to shut off fork truck power from the work platform. Works with both gas and electric fork trucks.



Fluorescent Tube Caddy, model WP-TC, holds fluorescent light bulbs and other maintenance equipment.



Sliding Tool Tray, series WP-TT, available in 36" or 48" wide. Holds maintenance tools.



48 Hours
to Ship


Web Lanyard with Safety Harness, series WP-LH, protects worker in the event of a fall.

WORK PLATFORM OPTIONS		
MODEL NUMBER	DESCRIPTION	NET WT. (POUNDS)
WP-CA	(4) 4" x 1 1/4" POLY CASTERS (INCLUDES FOUR)	24
WP-SB	EMERGENCY STOP BUTTON KIT	9
WP-SB-FTJB	EMERGENCY STOP FORK TRUCK JUNCTION BOX ONLY	4
WP-SB-WPJB	EMERGENCY STOP WORK PLATFORM JUNCTION BOX ONLY	5
WP-TC	STEEL FLUORESCENT TUBE CADDY	12
WP-P-TC	POLYETHYLENE FLUORESCENT TUBE CADDY	15
WP-TT36	SLIDING TOOL TRAY (FOR 36"W WORK PLATFORM)	6
WP-TT48	SLIDING TOOL TRAY (FOR 48"W WORK PLATFORM)	10
WP-AFR	AUTOMATIC FOLD DOWN RAMP (16" LONG WITH 16° INCLINE)	276
WP-WS	ADDITIONAL CAUTION SIGNS WITH MOUNTING HARDWARE	2
WP-DL	DOUBLE CHAIN DOOR LOCK	2

New



Poly Tube Caddy, series WP-P-TC, will not rust, scratch, or dent.



Automatic Fold Down Ramp, series WP-AFR, allows you to roll tool boxes on and off the Work Platform. Ramp automatically rises when the unit is lifted off the ground and lowers when work platform is lowered. Option comes standard with a front chain gate.

LANYARD WITH SAFETY HARNESS						
MODEL NUMBER	DESCRIPTION	SIZE	WAIST SIZE	CAPACITY (POUNDS)	LENGTH OF LANYARD	NET WT. (POUNDS)
WP-LH-S	HARNESS	SMALL	SEE BELOW	350	6 FEET	6
WP-LH-M	HARNESS	MEDIUM	SEE BELOW	350	6 FEET	6
WP-LH-L	HARNESS	LARGE	SEE BELOW	350	6 FEET	6
WP-LH-XL	HARNESS	X-LARGE	SEE BELOW	350	6 FEET	6
WP-LH-XXL	HARNESS	XX-LARGE	SEE BELOW	350	6 FEET	6
WP-LH-XXXL	HARNESS	XXX-LARGE	SEE BELOW	350	6 FEET	6

HARNESS SIZING CHART						
HEIGHT	CHEST SIZE					
	34" - 36"	38" - 40"	42" - 44"	46" - 48"	50" - 54"	56" - 60"
SMALL (5'4" to 5'7")	SMALL	SMALL	MEDIUM	LARGE	X-LARGE	XX-LARGE
REGULAR (5'8" to 5'11")	SMALL	MEDIUM	LARGE	X-LARGE	XX-LARGE	XXX-LARGE
TALL (6'0" to 6'3")	MEDIUM	MEDIUM	LARGE	X-LARGE	XX-LARGE	XXX-LARGE
EXTRA TALL (6'3" PLUS)	LARGE	LARGE	X-LARGE	X-LARGE	XX-LARGE	XXX-LARGE

Poly Industrial Tilt Trucks

Poly industrial tilt trucks save time, money, and worker effort. This large capacity and one piece seamless rotationally molded unit features a slanted front for easy dumping. Rust resistant powder coated frame for strength and durability. Standard color is grey. Lids are available, contact factory. Additional colors of blue, green, red, white, and yellow are available.

MODEL NUMBER	VOLUME CUBIC YARDS	UNIFORM CAPACITY (LBS)	OVERALL SIZE (W x D x H)	NET WEIGHT (POUNDS)
ITT-50-LD	1/2	300	23" x 52" x 36"	70
ITT-50-MD	1/2	750	23" x 52" x 36"	75
ITT-50-HD	1/2	1,200	23" x 52" x 36"	80
ITT-100-LD	1	750	31" x 67" x 42"	100
ITT-100-MD	1	1,000	31" x 67" x 42"	125
ITT-100-HD	1	2,000	31" x 67" x 42"	130
ITT-150-LD	1 1/2	1,000	43" x 81" x 49"	145
ITT-150-MD	1 1/2	1,800	43" x 81" x 49"	155
ITT-150-HD	1 1/2	2,300	43" x 81" x 49"	165
ITT-200-LD	2	1,000	47" x 83" x 51"	215
ITT-200-MD	2	1,800	47" x 83" x 51"	225
ITT-200-HD	2	2,300	47" x 83" x 51"	250

New





FULL 90°
DUMP ANGLE



DVD or VIDEO
AVAILABLE

Height from the Front Lip to the
Floor on "H" series Hoppers

H-25.....	14"
H-50.....	21"
H-100.....	21"
H-150.....	30 3/4"



Low Profile 90° Self-Dumping Steel Hoppers

Units feature a full 90° dump angle with a cushioned rubber bumper stop. The low profile design is essential for convenient loading. Dumping with a fork truck is quick and simple. A cable is pulled from the seat of the fork truck to dump the hopper. The unit returns to an upright and locked position when lowered to the ground. A safety restraint is provided to secure the hopper to the fork truck. 22"L usable fork pockets measure 7"W x 2"H. Formed base thickness is 1/4". Optional Adjustable Dump Speed Damper sold separately, see page 129. Powder coat blue finish.

MODEL NUMBER	VOLUME CUBIC YARDS	UNIFORM CAPACITY	OVERALL SIZE (W x D x H)	FORK POCKET CENTERS	NET WT. (POUNDS)
LIGHT DUTY • 12 GAUGE STEEL					
H-25-LD	1/4	2,000	25" x 46" x 18"	11 5/8"	219
H-50-LD	1/2	2,000	25" x 51 1/4" x 28"	11 5/8"	256
H-100-LD	1	2,000	49" x 51 1/4" x 28"	21 5/8"	347
H-150-LD	1-1/2	2,000	49" x 52" x 40"	21 5/8"	377
MEDIUM DUTY • 10 GAUGE STEEL					
H-25-MD	1/4	4,000	25" x 46" x 18"	11 5/8"	229
H-50-MD	1/2	4,000	25" x 51 1/4" x 28"	11 5/8"	276
H-100-MD	1	4,000	49" x 51 1/4" x 28"	21 5/8"	395
H-150-MD	1-1/2	4,000	49" x 52" x 40"	21 5/8"	463
HEAVY DUTY • 8 GAUGE STEEL					
H-25-HD	1/4	6,000	25" x 46" x 18"	11 5/8"	216
H-50-HD	1/2	6,000	25" x 51 1/4" x 28"	11 5/8"	279
H-100-HD	1	6,000	49" x 51 1/4" x 28"	21 5/8"	462
H-150-HD	1-1/2	6,000	49" x 52" x 40"	21 5/8"	540

Self-Dumping Steel Hoppers with Bumper Release

Hopper automatically dumps when bumper release contacts the side of the dumpster. Hopper returns to an upright and locked position automatically after it dumps. Also includes a cable that may be operated from the seat of the fork truck to manually dump the hopper. A safety restraint is provided to secure the hopper to the fork truck. Usable fork pockets are 7 1/2"W x 2 1/2"H. Optional leak proof design sold separately, see page 130. D-33, D-50, D-75 and D-100 are stackable if you stack the top hopper turned 90° from the bottom. Powder coat blue finish. Options on page 130.



BUMPER RELEASE



DVD or VIDEO
AVAILABLE



MODEL NUMBER	VOLUME CUBIC YDS.	USABLE CHUTE SIZE (W x D* x H)	OVERALL SIZE (W x D x H)	FORK POCKET CENTERS	NET WT. (LBS.)
LIGHT DUTY • 12 GAUGE STEEL • 2,000 LB. UNIFORM CAPACITY					
D-25-LD	1/4	20" x 41 1/4" x 27 7/8"	26" x 52" x 38"	18"	360
D-33-LD	1/3	20" x 41 1/4" x 27 7/8"	26" x 52" x 38"	18"	375
D-50-LD	1/2	30" x 41 1/4" x 27 7/8"	33 1/4" x 52" x 38"	18"	410
D-75-LD	3/4	28 1/4" x 54 1/2" x 32 1/2"	31 1/2" x 60 1/2" x 43"	18"	480
D-100-LD	1	38" x 54 1/4" x 32 1/2"	41 1/4" x 61" x 42 5/8"	18"	524
D-150-LD	1 1/2	40" x 63 3/4" x 41 1/2"	43 1/4" x 61" x 52"	28"	630
D-200-LD	2	53" x 63 3/4" x 41 1/2"	56 1/4" x 61" x 52 3/8"	28"	725
D-250-LD	2 1/2	66 1/4" x 63 3/4" x 41 1/2"	69 1/2" x 69" x 52"	28"	760
D-300-LD	3	78 3/8" x 63 3/4" x 41 1/2"	81 7/16" x 61" x 50 3/4"	28"	975
MEDIUM DUTY • 10 GAUGE STEEL • 4,000 LB. UNIFORM CAPACITY					
D-25-MD	1/4	20" x 41 1/4" x 27 7/8"	26" x 52" x 38"	18"	385
D-33-MD	1/3	20" x 41 1/4" x 27 7/8"	26" x 52" x 38"	18"	390
D-50-MD	1/2	30" x 41 1/4" x 27 7/8"	33 1/4" x 52" x 38"	18"	420
D-75-MD	3/4	28 1/4" x 54 1/2" x 32 1/2"	31 1/2" x 60 1/2" x 43"	18"	525
D-100-MD	1	38" x 54 1/4" x 32 1/2"	41 1/4" x 61" x 42 5/8"	18"	625
D-150-MD	1 1/2	40" x 63 3/4" x 41 1/2"	43 1/4" x 61" x 52"	28"	670
D-200-MD	2	53" x 63 3/4" x 41 1/2"	56 1/4" x 61" x 52 3/8"	28"	730
D-250-MD	2 1/2	66 1/4" x 63 3/4" x 41 1/2"	69 1/2" x 69" x 52"	28"	795
D-300-MD	3	78 3/8" x 63 3/4" x 41 1/2"	81 7/16" x 61" x 50 3/4"	28"	991
HEAVY DUTY • 8 GAUGE STEEL • 6,000 LB. UNIFORM CAPACITY					
D-25-HD	1/4	20" x 41 1/4" x 27 7/8"	26" x 52" x 38"	18"	410
D-33-HD	1/3	20" x 41 1/4" x 27 7/8"	26" x 52" x 38"	18"	420
D-50-HD	1/2	30" x 41 1/4" x 27 7/8"	33 1/4" x 52" x 38"	18"	455
D-75-HD	3/4	28 1/4" x 54 1/2" x 32 1/2"	31 1/2" x 60 1/2" x 43"	18"	560
D-100-HD	1	38" x 54 1/4" x 32 1/2"	41 1/4" x 61" x 42 5/8"	18"	620
D-150-HD	1 1/2	40" x 63 3/4" x 41 1/2"	43 1/4" x 61" x 52"	28"	745
D-200-HD	2	53" x 63 3/4" x 41 1/2"	56 1/4" x 61" x 52 3/8"	28"	778
D-250-HD	2 1/2	66 1/4" x 63 3/4" x 41 1/2"	69 1/2" x 69" x 52"	28"	890
D-300-HD	3	78 3/8" x 63 3/4" x 41 1/2"	81 7/16" x 61" x 50 3/4"	28"	991
D-350-HD	3 1/2	88 1/4" x 63 3/4" x 41 1/2"	92" x 69" x 52"	28"	1110

* DEPTH DIMENSION IS MEASURED AT TOP OF CHUTE

Heavy-Duty Poly Lids for Self-Dumping Hoppers

Keep the contents of hoppers out of sight for a cleaner appearance with our new Hopper Covers. Constructed from heavy-duty virgin polyethylene material, these lids are lightweight and easy to open. The top of the lid includes a crown for water drainage and a ribbed design for strength and aesthetics. Ideal for schools, hospitals, and warehouses. Factory installed when ordered with hopper. May also be easily field installed. Standard color is black.

MODEL NUMBER	USE WITH SIZE	USE WITH STYLE	NUMBER OF PIECES	NET WT. (LBS.)
PLID-H-25 [®]	1/4	H	1	7
PLID-H-50 [®] *	1/2	H	1	8
PLID-H-100 [®] *	1	H	2	14
PLID-H-150 [®] *	1-1/2	H	2	16
PLID-D-33 [®]	1/3	D	1	7
PLID-D-50 [®]	1/2	D	1	8
PLID-D-75 [®]	3/4	D	1	9
PLID-D-100 [®]	1	D	1	10
PLID-D-150 [®]	1-1/2	D	1	14
PLID-D-200 [®]	2	D	2	16
PLID-D-250 [®]	2-1/2	D	2	18
PLID-D-300 [®]	3	D	2	20

*WORKS WITH PORTABLE HOPPERS

SPECIFY COLOR BY ADDING THE SUFFIX TO THE ABOVE PART NUMBER;

RED suffix RD; BLUE suffix BU; YELLOW suffix YL; STANDARD COLOR IS BLACK

Specialty Colors for Self-Dumping Hoppers

Identify your hopper quickly and easily with our universal color codes. Contact factory for pricing.

MODEL NUMBER	COLOR	DESCRIPTION
SPO-PC-SR	RED	HAZARD
SPO-PC-WHT	WHITE	PAPER
SPO-PC-GY-SG	GREY	METAL
SPO-PC-GRN-T	GREEN	ORGANIC
SPO-PC-BL	BLUE	PLASTIC
SPO-PC-YEL	YELLOW	GLASS
SPO-PC-ORG-C	ORANGE	HIGH VISIBILITY
SPO-PC-HD-GALV	GALVANIZED	WET ENVIRONMENT

Casters for Self-Dumping Hoppers

Transport loads with portable hoppers. When casters are ordered with hopper, quick-install caster pads are factory-welded to the base of the hopper. The casters are then shipped uninstalled to prevent freight damage. Casters not ordered with the hopper will need to have a caster pad welded in place by the customer. The 1/4 and 1/2 cubic yard "H" series hoppers only include three casters - two rigid and one swivel. The maximum weight capacity is the lowest weight capacity of either the hopper or the casters.


MODEL NUMBER	CASTER SIZE	UNIFORM CAPACITY	CASTER DESCRIPTION	QTY. PER ORDER	NET WT. (LBS.)
HOP-SC6-2 [®]	6" x 2"	4,800	SEMI-STEEL	4	33
HOP-SC8-2 [®]	8" x 2"	4,800	SEMI-STEEL	4	42
HOP-RC6-2 [®]	6" x 2"	2,400	MOLD-ON-RUBBER	4	28
HOP-RC8-2 [®]	8" x 2"	2,400	MOLD-ON-RUBBER	4	37
HOP-PC6-2 [®]	6" x 2"	4,800	POLY-ON-STEEL	4	33
HOP-PC8-2 [®]	8" x 2"	4,800	POLY-ON-STEEL	4	42
HOP-PHC6-2 [®]	6" x 2"	4,800	GLASS FILLED NYLON	4	37
HOP-PHC8-2 [®]	8" x 2"	4,800	GLASS FILLED NYLON	4	54
HOP-SC6-2.5 [®]	6" x 2 1/2"	6,000	STEEL	4	65

WEIGHT OF HOPPER MUST BE CONSIDERED WHEN CALCULATING USABLE CAPACITY

Options for "H" Style Hoppers

Model H-DAMP features a pressure compensated flow control to reduce the speed the chute rotates when the release lever is pulled. Does not allow you to stop at any point along dump cycle.

MODEL NUMBER	DESCRIPTION	NET WT. (LBS.)
H-DAMP-4	MORE CONTROLLED DUMPING PROCESS (4,000 LB. UNITS)	30
H-DAMP-6	MORE CONTROLLED DUMPING PROCESS (6,000 LB. UNITS)	40
H-LEKP	WELDED LEAK PROOF OPTION FOR "H" STYLE HOPPER	5
H-DPLG	2" THREADED DRAIN PLUG, LOCATED IN LEFT CORNER	2
LUG	(4) LIFTING LUGS (WELDED) ONE ON EACH CORNER	150



DRAIN PLUG



model D-TILT




Options for "D" Style Hoppers

Sideways Tilt Option, *model D-TILT*, can be used with D-75-LD and D-100-LD hoppers only. User must obtain written permission from fork truck manufacturer prior to use. Factory or field installed. May still use hopper like normal. Adds 3/4" to height.

MODEL NUMBER	DESCRIPTION	NET WT. (LBS.)
D-TILT	SIDEWAYS TILT OPTION	130
D-LEKP	WELDED LEAK PROOF OPTION FOR "D" STYLE HOPPER	5
D-DPLG	2" THREADED DRAIN PLUG, LOCATED IN LEFT CORNER	2
LUG	(4) LIFTING LUGS (WELDED) ONE ON EACH CORNER	150



SIDEWAYS TILT OPTION



DRAIN PLUG




Portable Steel Hoppers

Portable Steel Hoppers make handling waste and bulk material safer and more convenient. Fork truck entry tubes are designed to move hopper over rough terrain. Usable fork pockets are 7"W x 2"H on 21 5/8" centers (11 5/8" fork pocket centers for 1/2 cubic yard capacity model only). Foot operated caster lock is included. Units tilt with assistance from operator. Handle for dumping contents. Must be attached to fork truck when dumping. Welded construction makes them durable. Powder coat blue finish.

MODEL NUMBER	VOLUME CUBIC YARDS	UNIFORM CAPACITY	OVERALL SIZE (W x D x H)	GAUGE OF STEEL	NET WT. (LBS.)
P-HOP-0.5 [Ⓢ]	1/2	2,000	34 13/16" x 52 1/4" x 37 5/8"	12	251
P-HOP-1 [Ⓢ]	1	2,000	58 13/16" x 52 7/8" x 37 3/8"	12	393
P-HOP-1.5 [Ⓢ]	1-1/2	2,000	58 13/16" x 53 3/8" x 49 3/8"	12	461

8" x 2" PHENOLIC CASTERS, TWO RIGID AND TWO SWIVEL STANDARD



Portable Steel Hopper with Power Traction Drive

24V DC POWER STANDARD

Reduce worker fatigue and injury with this 1/3 cubic yard Power Traction Drive Hopper. This factory installed option makes portable equipment easy to maneuver with its 240° turning radius, handle grip/throttle, and auto reverse. This state-of-the-art option allows a single operator to perform tasks safely and ergonomically. Includes built-in electric drive motor and DC battery with on-board charger. Maximum speed is 3 mph. Hopper and fork pockets are included. Fork pockets are 7 1/2"W x 2 1/2"H usable on 18" centers.

MODEL NUMBER	VOLUME CUBIC YDS.	UNIFORM CAPACITY	OVERALL SIZE (W x D x H)	USABLE CHUTE SIZE (W x D x H)	NET WT. (LBS.)
HOP-PTD	1/3	1,500	26" x 54" x 44 1/4"	20" x 41 1/4" x 27 7/8"	691

* DEPTH DIMENSION IS MEASURED AT TOP OF CHUTE



Low Profile Parts Hopper

This unique product has been designed to function as a parts hopper that may be dumped with the assistance of a fork truck. The low profile design allows the hopper to be placed underneath machinery as a catch basin for parts. The newly designed hopper reduces the hazards, inconveniences, and time associated with collecting parts off the floor.

This 1/2 cubic yard, 10 gauge parts hopper has 7"W x 2"H usable fork pockets on 21 5/8" centers for dumping the hopper 90° with a fork truck. Unit rolls smoothly on 4" x 2" phenolic casters, two rigid and two swivel, and includes a 34" high removable push handle. Once the material is dumped, the hopper will return to the locked position when lowered to the ground.

MODEL NUMBER	VOLUME CUBIC YARDS	UNIFORM CAPACITY	OVERALL SIZE (W x D x H)	OVERALL CHUTE SIZE (W x D x H)	NET WT. (LBS.)
HOP-LP-N	1/3	2,000	30" x 54 1/4" x 34"	29 1/2" x 49 1/2" x 13 1/2"	244
HOP-LP [Ⓢ]	1/2	2,000	48 1/2" x 54 1/4" x 33 1/2"	49 1/2" x 37" x 13 1/2"	384



Low Profile Hoppers

Low profile design (only 22" high) allows for use under machinery and conveyors. Tapered side allows for easy loading and unloading. Designed for containment of scrap, chips, and waste. Constructed of welded 14-gauge steel for strength and lighter weight. Unit rolls smoothly on (2) rigid and (2) swivel 5" x 2" poly-on-steel casters. 37" high push handle is removable and may be used at either end. Industrial grade blue powder coat finish.

MODEL NUMBER	VOLUME CUBIC YARDS	VOLUME CUBIC FEET	UNIFORM CAPACITY	OVERALL SIZE (W x D x H)	NET WT. (LBS.)
SLPT-24 [®]	1/4	6.9	1,000	26 ¹ / ₄ " x 42" x 37"	100
SLPT-33 [®]	1/3	9.6	1,000	30 ¹ / ₄ " x 54" x 37"	115



Portable Steel Dump Trucks

Easily move and empty contents with a balanced design making dumping of scrap, chips, and waste easier. Constructed of welded 14-gauge (12-gauge on model SPTT-15) steel for strength and lighter weight. Unit rolls smoothly on (2) rigid and (2) swivel 5" x 2" poly-on-steel casters. Industrial grade blue powder coat finish.

MODEL NUMBER	VOLUME CUBIC YARDS	VOLUME CUBIC FEET	UNIFORM CAPACITY	OVERALL SIZE (W x D x H)	NET WT. (LBS.)
SPTT-05 [®]	2/3	18	1,000	26 ¹ / ₄ " x 56 ⁹ / ₁₆ " x 36"	184
SPTT-10 [®]	1	27	1,500	38 ¹ / ₄ " x 56 ⁹ / ₁₆ " x 36"	225
SPTT-15 [®]	1-1/2	40	2,000	38 ¹ / ₄ " x 63 ⁵ / ₈ " x 46"	339



Open Ended Steel Dumping Hopper

Reduce bending and lifting motions while loading items into a hopper. This hopper will allow for convenient and orderly loading at ground level with its open front design. Flat items can be loaded so more can be put into the hopper. Rolls smoothly on 4" x 2" phenolic casters, the hopper can easily be moved from one location to another. Once the hopper is full or the user has finished loading, the hopper can be easily dumped with the use of a fork truck.

MODEL NUMBER	UNIFORM CAPACITY	OVERALL SIZE (W x D x H)	USABLE SIZE (W x D x H)	NET WT. (POUNDS)
HOP-OE	2,000	54 ¹ / ₂ " x 64 ¹¹ / ₁₆ " x 53 ¹¹ / ₁₆ "	51 ³ / ₄ " x 60" x 48 ¹ / ₄ "	725



Steel Chute Hoppers

Unit is designed for use in areas with limited space. Fixed-position hopper features a full-height front door that opens to dump the hopper contents. Door will automatically close and lock after contents have been dumped. Front door is opened with a release cable that may be operated from a safe distance. Units may be moved with assistance from a fork truck. Usable fork pockets measure 7¹/₂"W x 2¹/₂"H on 30" centers. Safety restraint is attached for securing unit to the carriage of the fork truck. Not for use with fine grain or high density materials. Welded steel construction with blue painted finish.

MODEL NUMBER	VOLUME CUBIC YARDS	UNIFORM CAPACITY	OVERALL SIZE (W x D x H)	GAUGE OF STEEL	NET WT. (LBS.)
C-HOP-200	2	2,000	57 ¹ / ₂ " x 57" x 67 ¹ / ₂ "	7	912
C-HOP-300	3	2,000	82 ¹ / ₂ " x 57" x 67 ¹ / ₂ "	7	1062

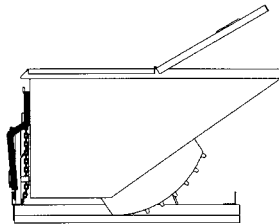


Fabric Hoppers

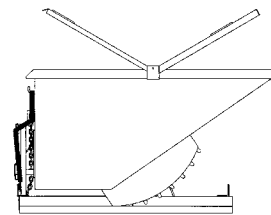
These hoppers provide an economical and convenient means for storing and moving dry bulk commodities. The coated polypropylene has a polyester webbing for extra strength. The 8 oz. white fabric is UV tested. Fold for easy storage when not in use. The four corner straps provide convenient forklift handling.

MODEL NUMBER	VOLUME CUBIC FEET	UNIFORM CAPACITY	BASE SIZE (W x L)	OVERALL HEIGHT	NET WT. (LBS.)
FAB-H-45 [®]	40	3,300	36" x 36"	45"	5
FAB-H-55 [®]	50	3,300	36" x 36"	55"	6
FAB-H-63 [®]	78	3,300	42" x 42"	63"	8





Steel Lid Style A



Steel Lid Style C

Steel Self-Dumping Hoppers

All welded self-dumping hoppers handle bulk materials and scrap easily. Must transport and dump with a forklift or make the unit mobile with the optional casters. Self dumping hoppers are engineered to dump when the safety latch is tripped and to return to an upright locked position when empty. All units come with safety retaining chain and a trip rope assembly. The 1/4 to 2 cubic yard hoppers have a formed stackable base (8 gauge 1/4 - 2 1/2 LD to MD and 3/4 - 2 1/2 HD is .220 gauge), the 3 to 5 cubic yard hoppers have structural bases (1/4" base) nonstackable with re-enforced rockers for heavy use. Options include: casters, lids (1 to 2 1/2 cubic yard), 3-way entry, lifting lugs, and paint colors. Standard paint finish is vista green.

STACKABLE STEEL SELF-DUMPING HOPPERS					
MODEL NUMBER	VOLUME CUBIC YARDS	UNIFORM CAPACITY	OVERALL SIZE (W x D x H)	GAUGE OF STEEL	NET WT. (LBS.)
HOP-100-LD	1	2,000	41 1/2" x 62" x 37"	12	440
HOP-150-LD	1-1/2	2,000	59 1/2" x 62" x 37"	12	560
HOP-200-LD	2	2,000	59 1/2" x 66" x 46"	12	600
HOP-250-LD	2-1/2	2,000	59 1/2" x 66" x 51"	12	630
HOP-100-MD	1	4,000	41 1/2" x 62" x 37"	10	500
HOP-150-MD	1-1/2	4,000	59 1/2" x 62" x 37"	10	600
HOP-200-MD	2	4,000	59 1/2" x 66" x 46"	10	700
HOP-250-MD	2-1/2	4,000	59 1/2" x 66" x 51"	10	730
HOP-25-HD	1/4	4,000	30 3/4" x 46" x 26 1/2"	7	385
HOP-33-HD	1/3	4,000	30 3/4" x 48 1/2" x 31 1/2"	7	420
HOP-50-HD	1/2	4,000	41 1/2" x 48 1/2" x 31 1/2"	7	490
HOP-75-HD	3/4	4,000	41 1/2" x 56 3/4" x 35 1/2"	7	595
HOP-100-HD	1	6,000	41 1/2" x 62" x 37"	7	620
HOP-150-HD	1-1/2	6,000	59 1/2" x 62" x 37"	7	805
HOP-200-HD	2	6,000	59 1/2" x 64" x 46"	7	900
HOP-250-HD	2-1/2	6,000	59 1/2" x 64" x 51"	7	1105
HOP-300-HD*	3	6,000	65 1/2" x 71 1/2" x 59 1/2"	7	1279
HOP-400-HD*	4	6,000	85 1/2" x 71 1/2" x 59 1/2"	7	1445
HOP-500-HD*	5	6,000	105 1/2" x 71 1/2" x 59 1/2"	7	1605

*CASTER BASE FOR CASTER OPTION, MODEL HOP-CASTER-BASE

SPECIALTY STEEL LIDS FOR HOPPERS (SERIES HOP only)				
MODEL NUMBER	HOPPER CUBIC YARDS	SPECIFY LID STYLE (add suffix to model #)	DESCRIPTION OF STYLES	NET WT. (LBS.)
LID-100	1	A or C	STYLE "A" - Single hinge in the center of the hopper with the back half welded closed	65
LID-150	1-1/2	A or C		92
LID-200	2	A or C	STYLE "C" - Single hinge in the center, but both front and back lids can be opened.	106
LID-250	2-1/2	A or C		139

New

POWDER COATED TOUGH

48 Hours to Ship



New



SHOWN WITH OPTIONAL CASTERS

Chip & Waste Trucks

- Heavy-Duty Reinforced Steel Construction
- Ideal for Clean Up & Other Material Handling Jobs

Sturdy Chip and Waste Trucks are ideal for collecting and transporting bulk materials or trash. Tapered ends allow easy loading and dumping. Hopper is balanced to maneuver and dump with less effort. All welded 14 gauge steel construction with industrial welds. Optional leak proof seams available. Blue powder coat finish.

MODEL NUMBER	VOLUME CUBIC FEET	UNIFORM CAPACITY	OVERALL SIZE (W x L x H)	CASTER SIZE	NET WT. (LBS.)
CHIP-17.5	17.5	1,500	26" x 67" x 37 1/2"	10" x 2 1/2"	200
CHIP-22.2	22.2	2,000	32" x 67" x 37 1/2"	10" x 2 1/2"	245
CHIP-26.7	26.7	2,000	38" x 67" x 37 1/2"	10" x 2 1/2"	265

Bulk Containers

This rugged container maximizes shipping, handling, and storage efficiencies. These units stack three high and safely accommodate up to 700-800 lbs. of uniform solid, pourable, granular, and non-regulated material. Molded nesting "lugs" or "ribs" prevent units from jamming together. All are available in a wide variety of colors and with optional permanent, molded-in or raised graphics and logos. Caster and custom options available, contact factory. Lid standard.

MODEL NUMBER	VOLUME CUBIC FEET	UNIFORM CAPACITY	OVERALL SIZE (W x L x H)	CASTER SIZE	NET WT. (LBS.)
MHBC-3244	27.5	700	45" x 45" x 33"	NONE	95
MHBC-4444	35	800	45" x 45" x 45 1/2"	NONE	118
MHBC-3244-5C	27.5	700	45" x 45" x 39"	5"	105
MHBC-4444-5C	35	800	45" x 45" x 51 1/2"	5"	128